



National Association for Sport and Physical Education

an association of the American Alliance for Health, Physical Education, Recreation and Dance

**NASPE Sets the Standard**

1900 Association Drive  
Reston, VA 20191

**Phone:** 703-476-3410

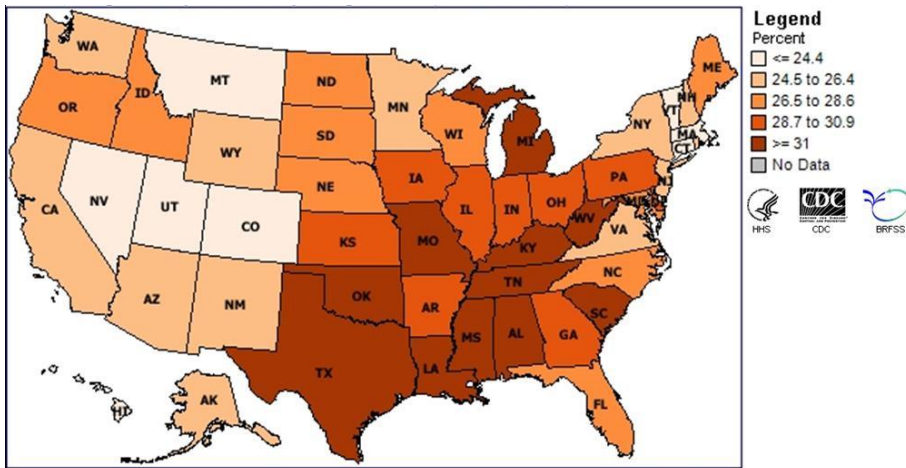
**Fax:** 703-476-8316

**Email:** naspe@aahperd.org

**Minnesota**

Quality Physical Education → Healthy & Active Lifestyles → Reduced Health Care Costs

**Behavioral Risk Factor Surveillance System  
2011 Percentage of Respondents Reporting Obese (BMI 30.0 – 99.8)**



**2011 Minnesota  
Obesity Rate:  
  
25.7 %**

Centers for Disease Control and Prevention (CDC). *Behavioral Risk Factor Surveillance System Survey Data*. Atlanta, Georgia: U.S. Department of Health and Human Services, Centers for Disease Control and Prevention, 2011.

Does Minnesota...	YES	NO
Does MN mandate elementary school physical education	X	
Does MN mandate middle school/junior high school physical education	X	
Does MN mandate high school physical education	X	
Does MN have its own physical education standards	X	
Does MN require student assessment in physical education	X	
Does MN provide funding for professional development for PE teachers		X
Has MN adopted a policy stating that each district will have someone to oversee or coordinate physical education		X

Source: *Shape of the Nation Report: Status of Physical Education in the USA (2012)*. National Association for Sport and Physical Education.

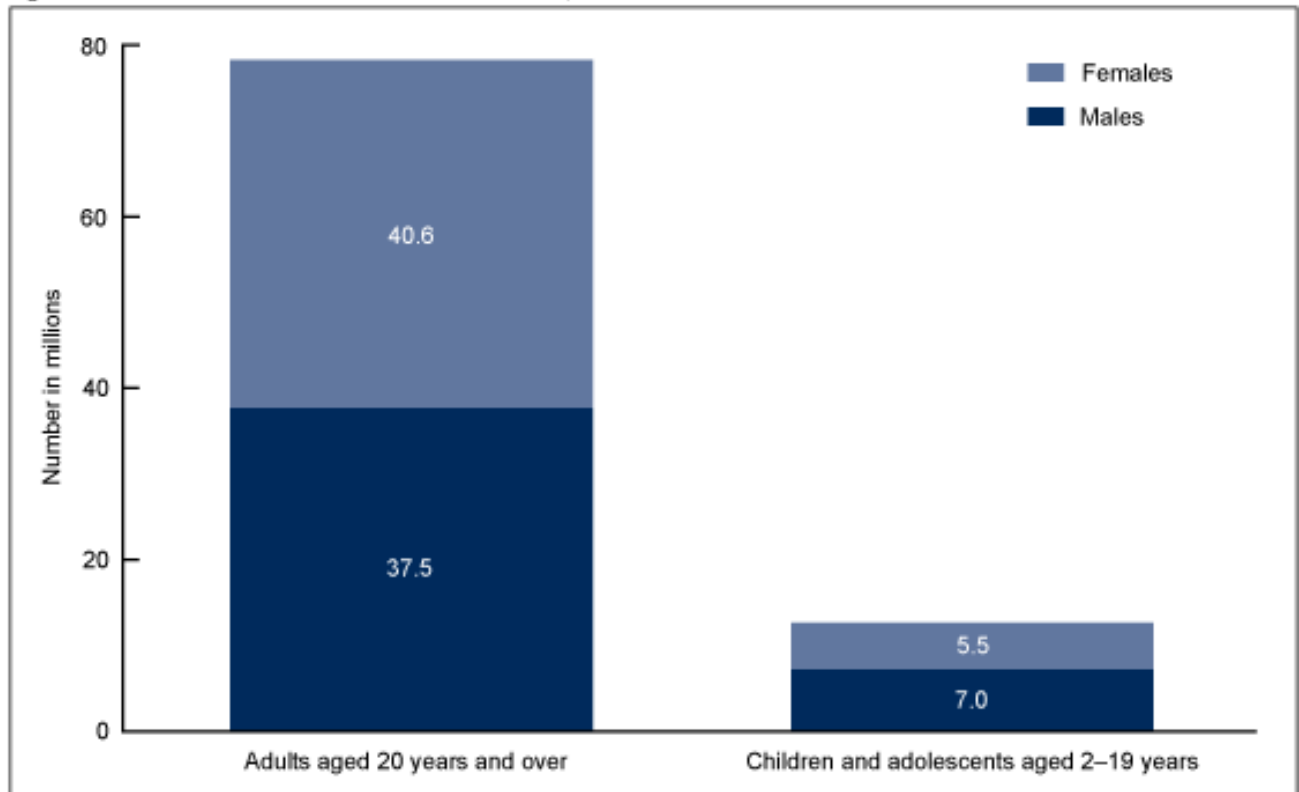
**PEP Grant State Funding Levels for Minnesota 2001-2012:**

**\$8,552,344.00**

Source: Compiled by NASPE: <http://www.aahperd.org/whatwedo/advocacy/upload/PEP-Grant-Funding-2001-2011-web.xlsx>

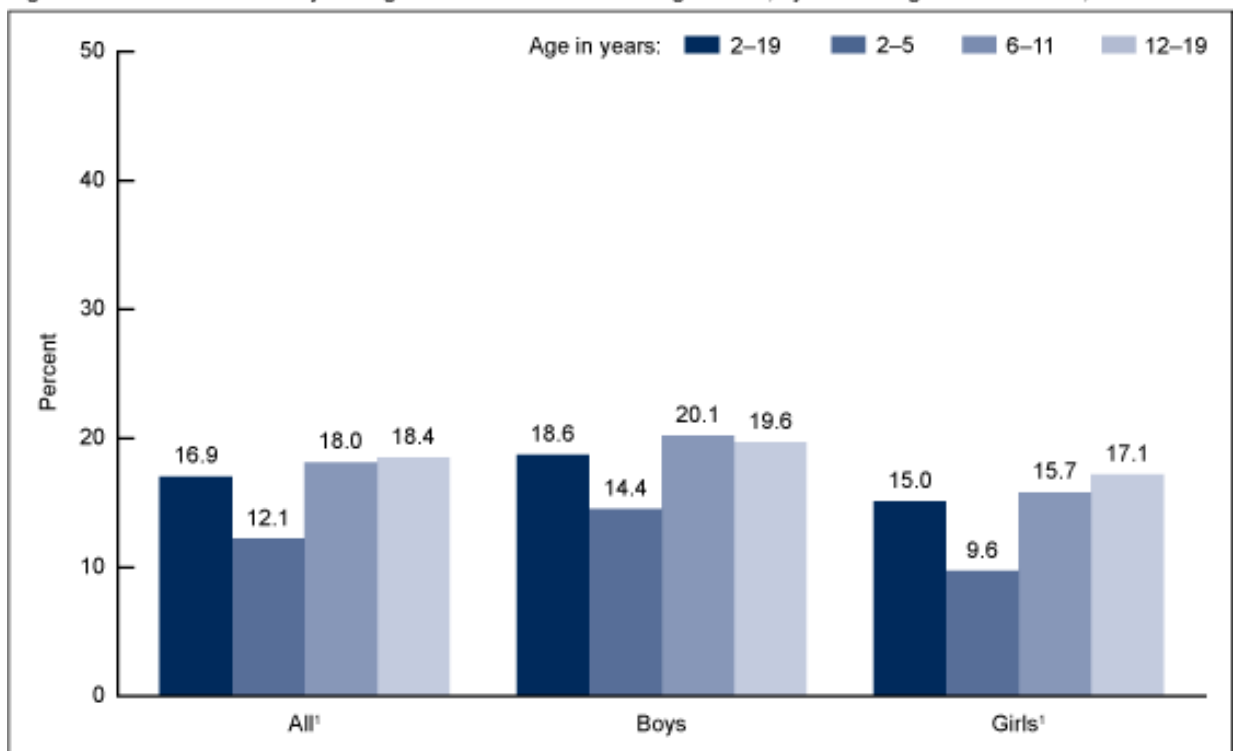
### Prevalence of Obesity in the United States

Figure 3. Number of obese individuals: United States, 2009–2010



SOURCE: CDC/NCHS, National Health and Nutrition Examination Survey, 2009–2010.

Figure 2. Prevalence of obesity among children and adolescents aged 2–19, by sex and age: United States, 2009–2010



<sup>1</sup>Significant increasing linear trend by age ( $p < 0.005$ ).

SOURCE: CDC/NCHS, National Health and Nutrition Examination Survey, 2009–2010.