



National Association for Sport and Physical Education

an association of the American Alliance for Health, Physical Education, Recreation and Dance

NASPE Sets the Standard

1900 Association Drive
Reston, VA 20191

Phone: 703-476-3410

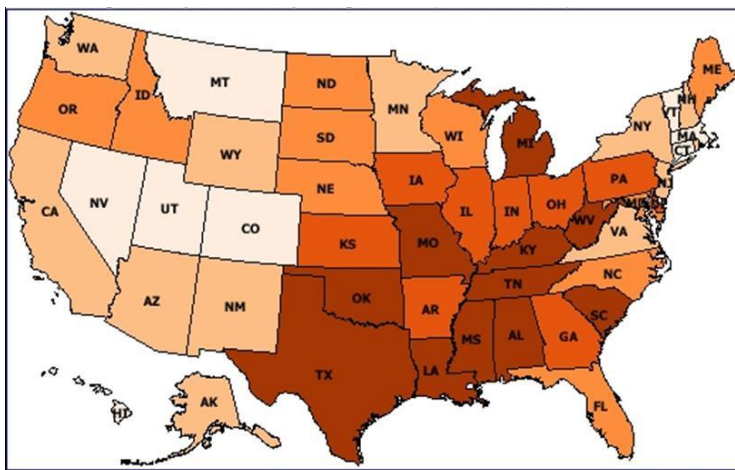
Fax: 703-476-8316

Email: naspe@aahperd.org

Kansas

Quality Physical Education → Healthy & Active Lifestyles → Reduced Health Care Costs

**Behavioral Risk Factor Surveillance System
2011 Percentage of Respondents Reporting Obese (BMI 30.0 – 99.8)**



Legend
Percent
 <= 24.4
 24.5 to 26.4
 26.5 to 28.6
 28.7 to 30.9
 >= 31
 No Data



**2011 Kansas
Obesity Rate:

29.6% (↓ from
2010)**

Centers for Disease Control and Prevention (CDC). Behavioral Risk Factor Surveillance System Survey Data. Atlanta, Georgia: U.S. Department of Health and Human Services, Centers for Disease Control and Prevention, 2011.

Does Kansas...	YES	NO
Does KS mandate elementary school physical education	X	
Does KS mandate middle school/junior high school physical education	X	
Does KS mandate high school physical education	X	
Does KS have its own physical education standards	X	
Does KS require student assessment in physical education		X
Does KS provide funding for professional development for PE teachers		X
Has KS adopted a policy stating that each district will have someone to oversee or coordinate physical education		X

Source: Shape of the Nation Report: Status of Physical Education in the USA (2012). National Association for Sport and Physical Education

STUDENT PARTICIPATION IN PHYSICAL EDUCATION	Kansas High School Students %	U.S. High School Students %
Did <i>not</i> attend physical education classes daily (5 days in an average week when they were in school)	73.8 (66.6-79.8)	68.5 (62.6-73.9)

Source: Youth Risk Behavior Survey (YRBS) 2011. Centers for Disease Control and Prevention.

PEP Grant State Funding Levels for Kansas 2001-2012:

\$5,821,219.00

Source: Compiled by NASPE: <http://www.aahperd.org/whatwedo/advocacy/upload/PEP-Grant-Funding-2001-2011-web.xls>

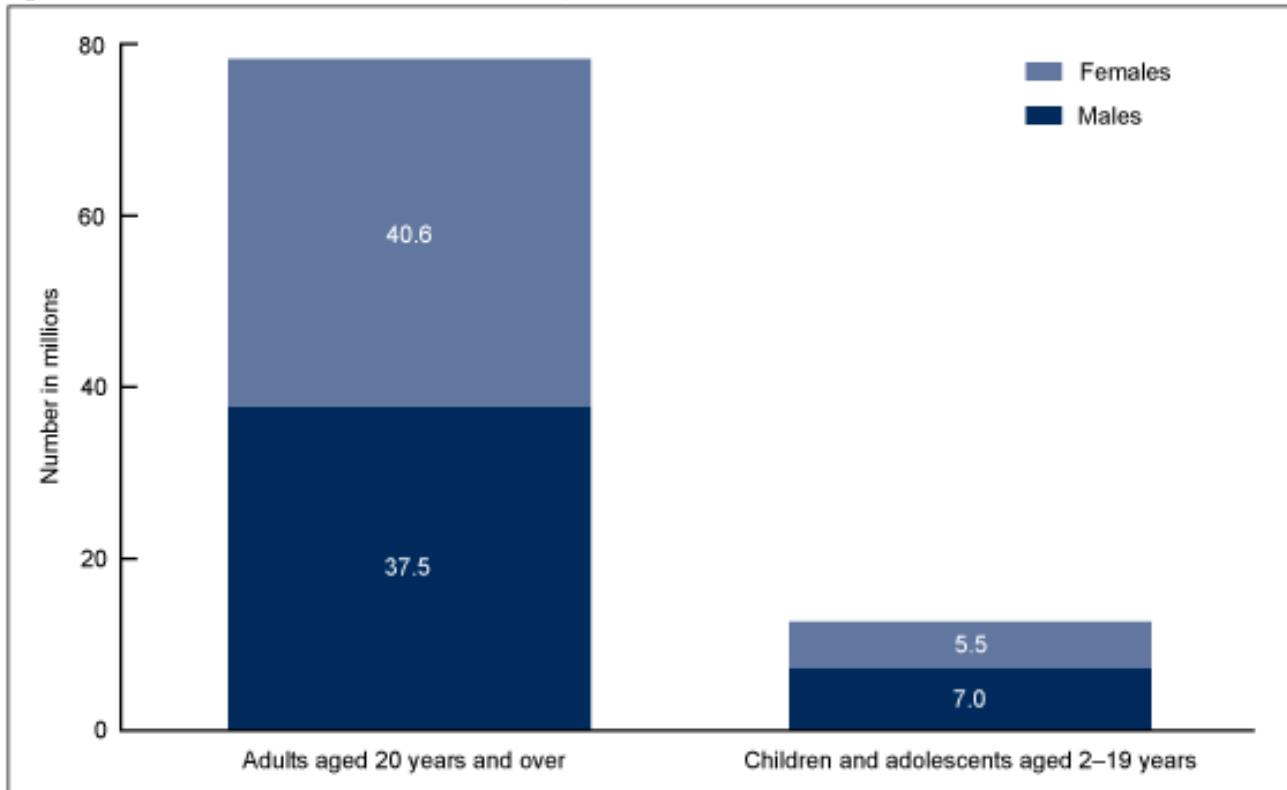


SPEAK Out! Day

Supporting Physical Education & Activity K-12

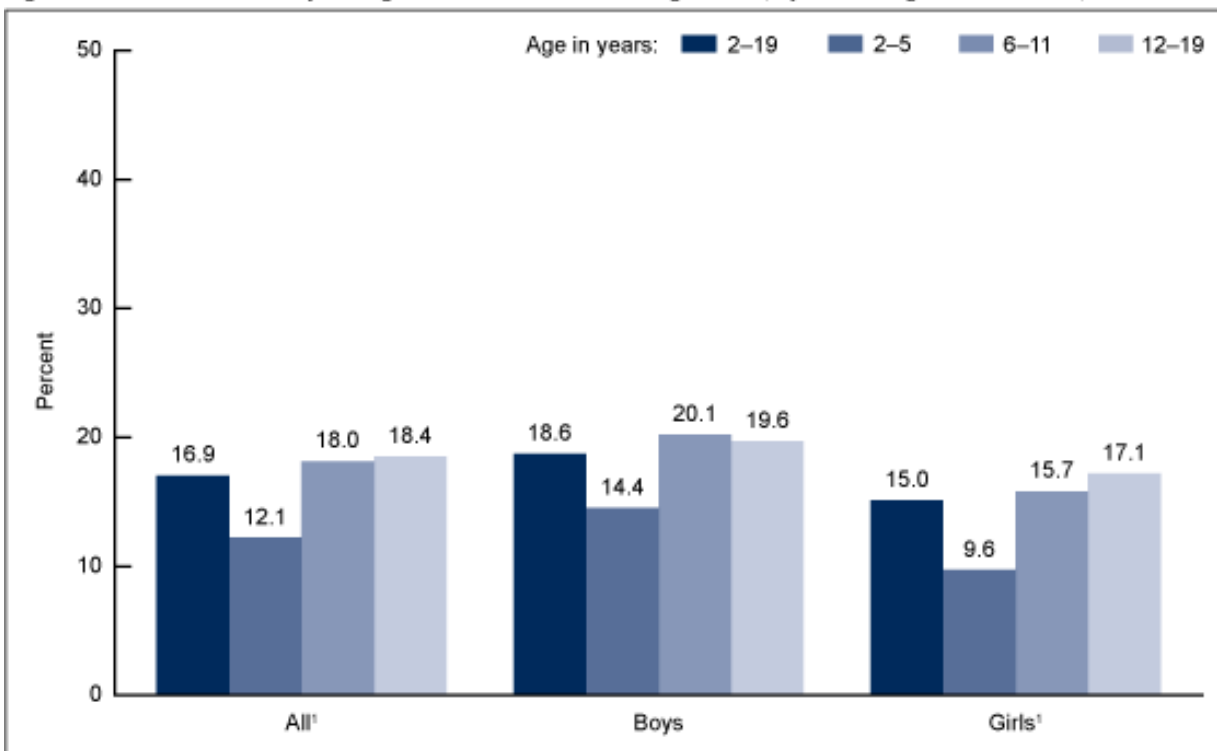
Prevalence of Obesity in the United States

Figure 3. Number of obese individuals: United States, 2009–2010



SOURCE: CDC/NCHS, National Health and Nutrition Examination Survey, 2009–2010.

Figure 2. Prevalence of obesity among children and adolescents aged 2–19, by sex and age: United States, 2009–2010



¹Significant increasing linear trend by age ($p < 0.005$).

SOURCE: CDC/NCHS, National Health and Nutrition Examination Survey, 2009–2010.